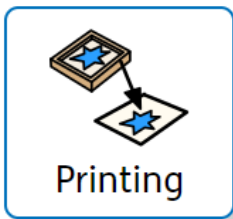


Art



Painting



Printing

Objectives:

Lesson 1: Drawing from image and film

Lesson 2: Drawing small.

Lesson 3: Introducing mono print.

Lesson 4: To study the work of Xgaoc'o X'are and Lynda Goldberg.

Lesson 5: To explore a theme through mono printing.

Lesson 6: Class Gallery and evaluation. What went well, what could be different next time, advice to myself and my peers.

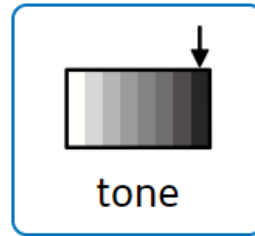
Artists:

Xgaoc'o X'are

Lynda Goldberg




Vocabulary:




tone




observation



mark making



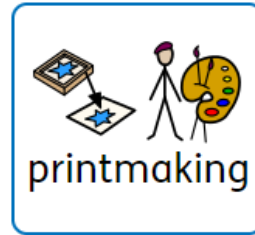
drawing



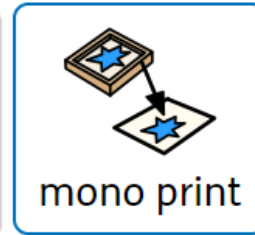
line



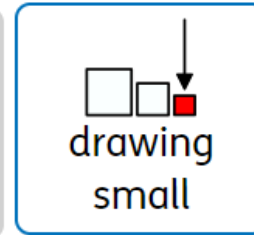
texture



printmaking



mono print



drawing small


Year 2



Line

A line is the path left by a moving point, e.g. a pencil or a brush dipped in paint.
 A line can take many forms, e.g. horizontal, diagonal, curved.
 A line can be used to show contours, movement, feeling or expression.

Formal Elements:




Shape and Form

A shape is an area enclosed by a line. It could be just an outline or it could be shaded in.
 Form is a three-dimensional shape like a cube, a cone or a sphere.
 Sculpture and 3D design are about creating shape and form.

Shapes are flat



Forms are fat



Evaluation sentence starters:

- I really like...
- Next time I would...
- Something I've learnt is...
- My favourite part is...
- I have taken inspiration from...
- I can understand that...
- I like my mono print because....